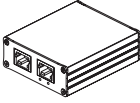


# Quick Start Guide

## HPS-01

Please read carefully the instruction manual before use. Contents of this manual are subject to change without prior notice for reasons such as functionality enhancements.

### Package



HPS-01



Bracket




Quick Start Guide

### Features

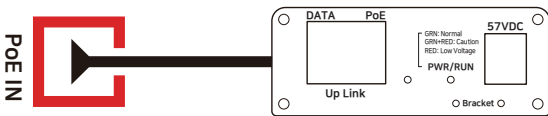
- 1 input 2 output design (Possible to connect 2 network devices using 1 cable)
- Extended Ethernet transmission distance up to 200m (Configured with the Hybrid PoE Switch Series)
- 10/100 Base-T Ethernet (Full Duplex)
- Power Status LED indication
- PoE input
- DC48~57V power input
- Cascade configuration
- Over current protection for secured power supply
- Surge Protection

### Installation Guide

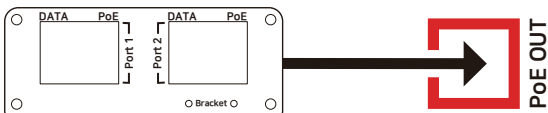
#### 1. Product Image



2. HPS-01 is powered by power supply or PSE (Power Sourcing Equipment) such as PoE Switch or Injector.
3. Connect UTP cable from PSE to "PoE IN" port. Data/PoE LED indicates working status.



4. Connect UTP cable from Camera to "PoE OUT" port and Data/PoE LED indicates working status. Also, applying additional HPS-01s on the one of "PoE OUT" port, it is possible to connect multiple network devices in a cascade configuration.

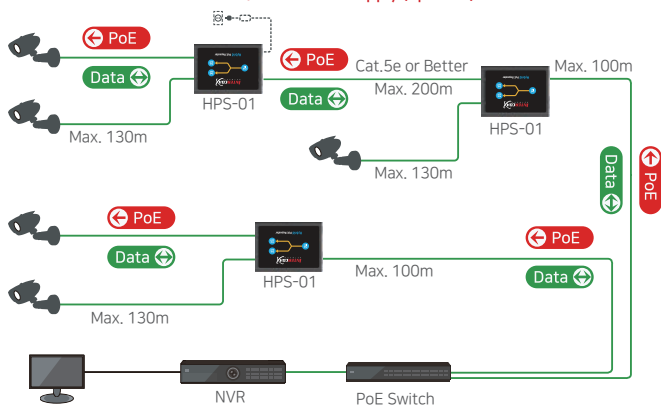


### LED Indicators

Indicator	Color	Function
DATA		Blinking : Ethernet Data Act
PoE		ON : PoE Powered
PWR/RUN		Normal (48VDC and more)
		Caution
		Power Shortage (38VDC and below)

## Applications

57V DC/1.2A Power Supply (optional)



→ Transmission distance may vary depending on the type and quality of cable.

## Specification

Model		HPS-01: 2 Port Hybrid PoE Switch
Interface	Downlink	2 x RJ-45
	Uplink	1 x RJ-45 - 10/100 Base-T with Auto-detect MDIX
Transmission Rate		100 Mbps Full Duplex
Transmission distance	Ethernet / PoE	Up to 100m - 10/100 Base-T Up to 200m between devices - 10/100 Base-T
	LED Indication	3 x Data Link (Green) 3 x PoE Link (Amber) 1 x Input Power Quality (Green: Normal/48VDC and more, Green+Red: Caution, Red : Power Shortage/38VDC and below)
Power Input	PoE	PoE Switch/NVR (Max. 25W)
	DC	DC48V ~ 57V (Max. 70W)
Power Output	PoE	IEEE802.3af (PoE), IEEE802.3at (PoE+), Extra PoE up to 60W with 57V Power Adaptor
Mechanical	Dimension	80.4(L) x 61.6(W) x 24(H) mm
	Weight	102g
Environment	Operating Temp.	- 20 ~ 60 °C
	Storage Temp.	- 30 ~ 80 °C
	Relative Humidity	10% ~ 90%
Compliance	Certification	FCC, CE, KC, RoHS
	Surge Protection	IEC 61000-4-5 4kV(1.2 / 50us), 2kV(8 / 20us)
Optional Accessories		57VDC / 1.2A External Power Supply

## Caution

- Please install the device following the installation guide.
- Do not touch the device and cable with wet hands.
- Keep away from moisture and shock.
- Do not install near any heat sources such as radiators, heat registers, stoves or other apparatus that produce heat.
- Indoor use only.
- Do not use for other purposes.
- Do not disassemble or modify this device.
- Do not put any sticker or paint on it.
- If this device is defective or malfunctioning, please unplug the power adapter immediately and contact dealer or service center.

## Warranty

- This device has passed the quality control and product inspection.
- Please install and use according to the installation guide.
- The warranty period for this product is 24 months from the date of purchase.
- If this device is defective or malfunctioning, please unplug the power adapter immediately and contact dealer or service center.
- Any damages or breakage from user's abuse, accident, modification or natural disasters will not be covered manufacturer's warranty.



**INTERCOAX**  
NETWORK

Please visit below website for more detailed information.

Web : <http://www.intercoax.com>

Tel : 031. 365. 3133~4

**Intercoax Co., Ltd.**

E-mail : [info@intercoax.com](mailto:info@intercoax.com)

Fax : 031. 365. 3135

This device complies with part 15 of the fcc rules. Operation is subject to the following two conditions :

- (1) This device may not cause harmful interference, and
- (2) This device must accept any interference received including interference that may cause undesired operation